



Light signals controlling traffic



Traffic Light Signals




RED means 'Stop'. Wait behind the stop line on the carriageway




RED AND AMBER also means 'Stop'. Do not pass through or start until GREEN shows



A GREEN ARROW may be provided in addition to the full green signal if movement in a certain direction is allowed before or after the full green phase. If the way is clear you may go but only in the direction shown by the arrow. You may do this whatever other lights may be showing. White light signals may be provided for trams




GREEN means you may go on if the way is clear. Take special care if you intend to turn left or right and give way to pedestrians who are crossing



AMBER means 'Stop' at the stopline. You may go on only if the AMBER appears after you have crossed the stop line or are so close to it that to pull up might cause an accident

Flashing Red Lights


Alternately flashing red lights mean YOU MUST STOP.
At level crossings, lifting bridges, airfields, fire stations, etc



Motorway signals



Change lane



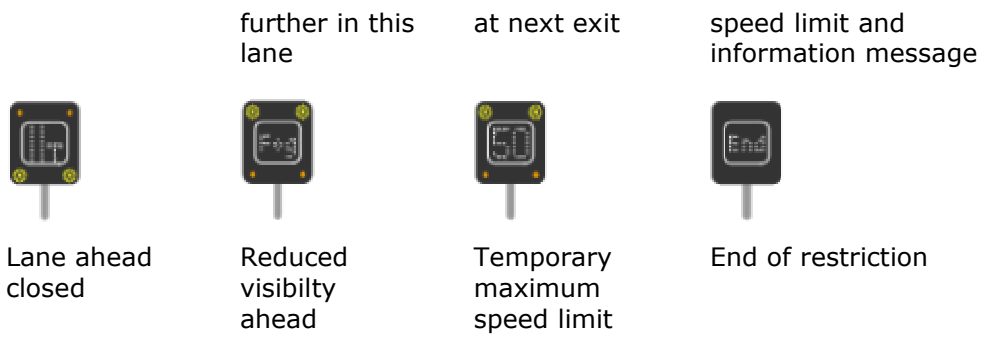
Do not proceed



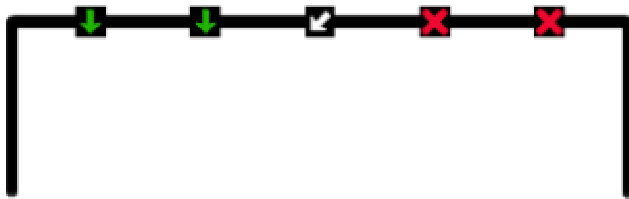
Leave motorway



Temporary maximum



Lane control signals



Green arrow - lane available to traffic facing the sign.
 Red crosses - lane closed to traffic facing the sign.
 White diagonal arrow - change lanes in direction shown