

▶ Traffic signs: Direction signs



Mostly rectangular Signs on motorways - blue backgrounds



At a junction leading directly into a motorway (junction number may be shown on a black background)



On approaches to junctions (junction number on black background)



Route confirmatory sign after junction



Downward pointing arrows mean 'Get in lane'
The left-hand lane leads to a different destination from the other lanes.

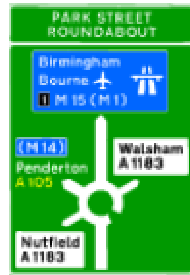


The panel with the inclined arrow indicates the destinations which can be reached by leaving the motorway at the next junction

Signs on primary routes - green backgrounds



On approaches to junctions



On approaches to junctions



Route confirmatory sign after junction



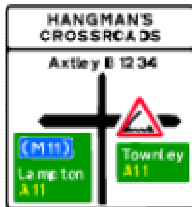
At the junction



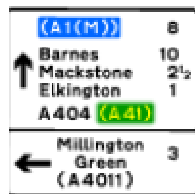
On approach to a junction in Wales (bilingual)

Blue panels indicate that the motorway starts at the junction ahead.
 Motorways shown in brack-ets can also be reached along the route indicated.
 White panels indicate local or non-primary routes leading from the junction ahead.
 Brown panels show the route to tourist attractions.
 The name of the junction may be shown at the top of the sign.
 The aircraft symbol indicates the route to an airport.
 A symbol may be included to warn of a hazard or restriction along that route.

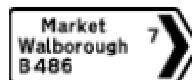
Signs on non-primary and local routes - black borders



On approaches to junctions



At the junction



Direction to toilets with access for the disabled

Green panels indicate that the primary route starts at the junction ahead. Route numbers on a blue background show the direction to a motorway. Route numbers on a green background show the direction to a primary route.

Other direction signs



Picnic site



Ancient monument in the care of English Heritage



Direction to camping and caravan site



Advisory route for lorries



Tourist attraction



Route for pedal cycles forming part of a network



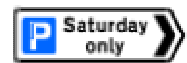
Route for pedestrians



Diversion route



Recommended route for pedal cycles to place shown



Direction to a car park



Symbols showing emergency diversion route for motorway and other main road traffic



Holiday route